



Oxford

Creative Teaching in the Primary English Language Classroom



Aim of the course:

- teachers can learn how to make their classes more communicative and effective and improve their learners' motivation to learn another language
- to develop teachers' confidence in English and discover strategies for self-directed learning

Teachers:

- gain practical and creative teaching techniques for Primary learners based on a range of teaching methodologies and recent research into English language acquisition
- try out the above techniques and discuss adaptations to their own teaching situations.
- learn strategies for encouraging communication, motivating students, managing large and/or mixed ability classes effectively, planning and follow-up activities

Areas - general:

- motivate and encourage their students to learn more effectively
- manage mixed ability and/or large classes
- use different teaching strategies to accommodate different learning preferences
- adapt coursebook materials to personalise students' language learning
- make their lessons more communicative and create their own teaching resources
- integrate authentic resources and new technologies into their teaching.

Areas – English (specific):

- use a range of introductory techniques with new classes and language concepts
- use a range of language recycling and error correction techniques
- use a variety of creative techniques with images, texts, dialogues and videos
- create activities to make content more meaningful and memorable
- integrate reading, writing, listening and speaking skills, including pronunciation

Introduction, ice-breakers, warmers and fillers.
Language life and culture in the UK today.



Communication in the Primary classroom: getting children to speak in English



Practical pronunciation, phonemes, stress and intonation.
Sharing language games and quizzes.



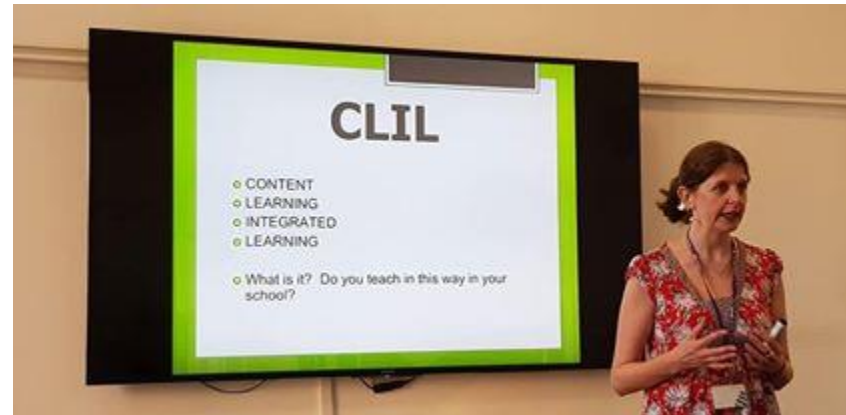
Teaching grammar and making it fun.
Developing personal language skills and communicative competence



Reading, writing and using simple texts



Understanding concepts of Content and Language Integrated Learning (CLIL), creating classroom activities



CLIL

Content Language Integrated Learning

Advantages

- **Exposure**
More time being exposed to English.
- **Builds on other forms of learning**
Exploration, hypothesising, critical thinking etc.
- **Motivating**
A natural use of language which can boost learners' motivation. A real desire to communicate.
- **Globish**
Increased need to improve skills in communication in science and technology.
- **Communicative**
Focus on fluency more than accuracy.
- **Student-centred**
More facilitator, less instructor.


Disadvantages

- **Qualifications**
Are CLIL teachers subject or language teachers?
- **Testing**
Students may understand content but can't express it in L2.
- **Training**
Must be part of initial teacher training and in-service training.
- **Planning**
How much time is there to plan for CLIL?
- **Resources**
Will schools spend money on developing CLIL resources?
- **Devalues L1**
Why should a foreign language be more important than a first language?

Digital media, film and ICT with young learners



Relax



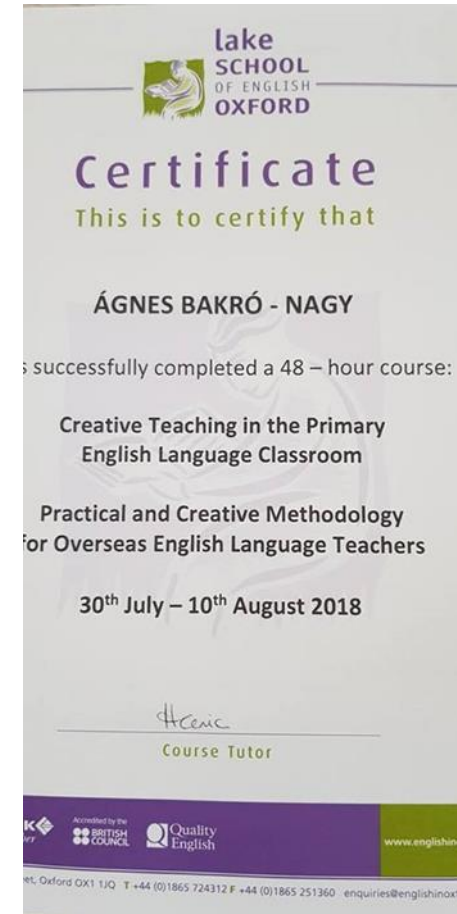
Stories, drama and roleplay with young learners



Songs, rhymes and chants



Certificate



Thank you for your attention!

